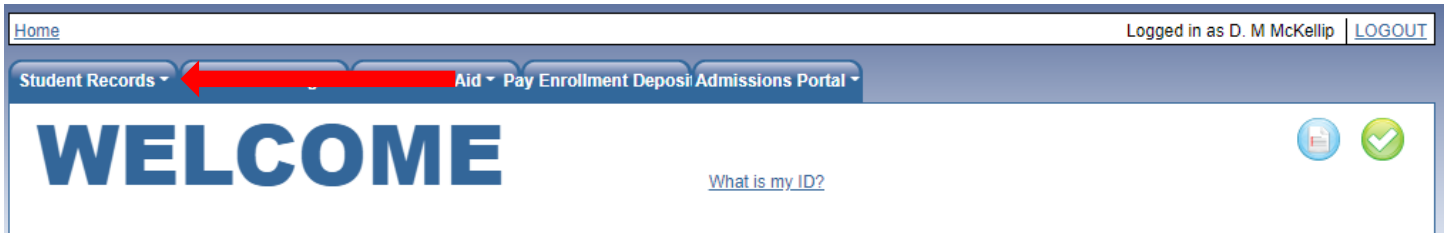


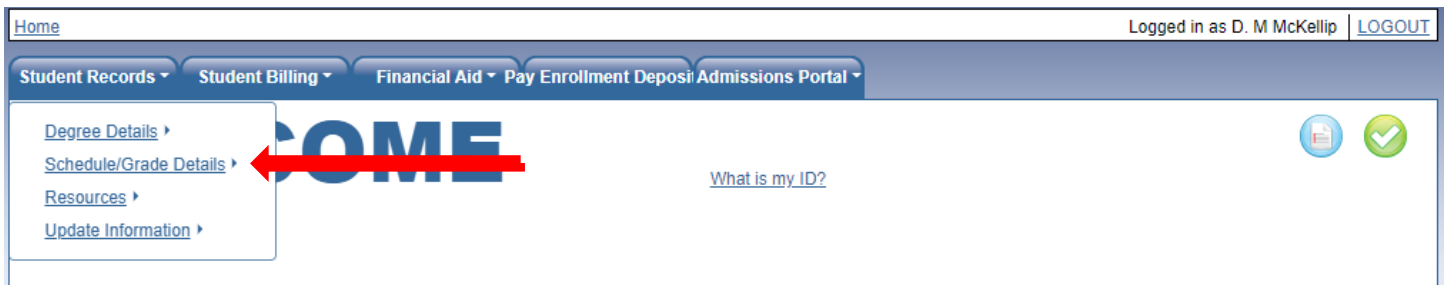
Purpose: To view class schedule for a specific semester.

Process:

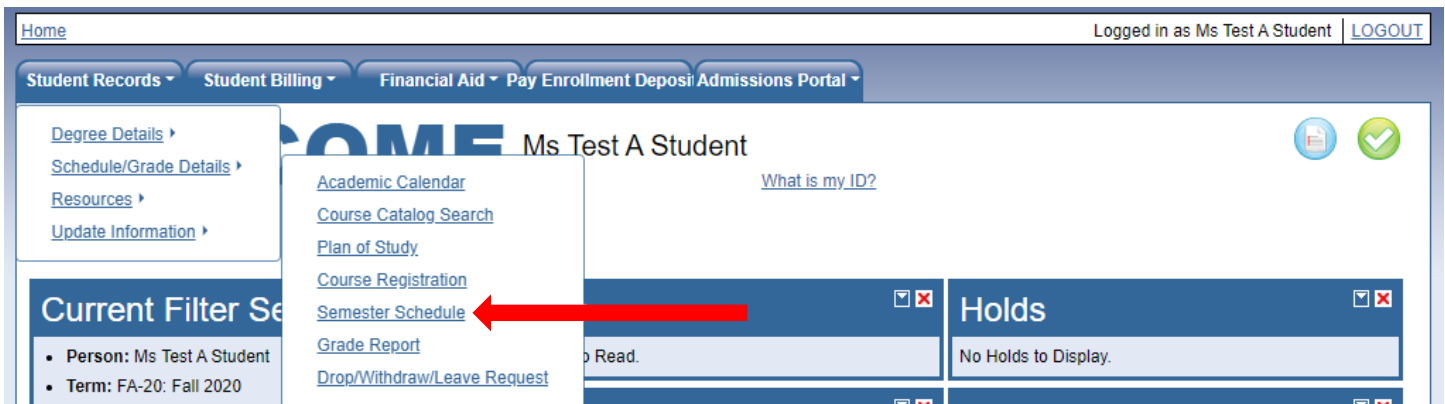
- 1) Log into your EmpowerMe account.
- 2) Select *Student Records*.



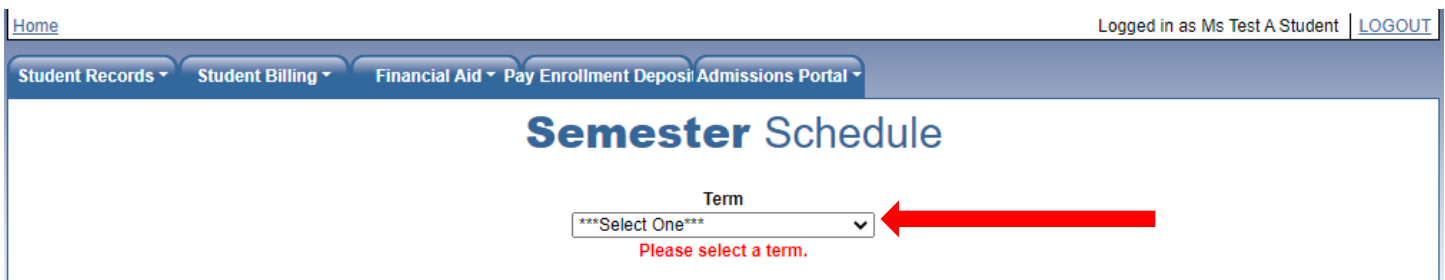
- 3) Select *Schedule/Grade Details*.



- 4) Select *Semester Schedule*.



- 5) In the Term drop down menu, select the specific term you would like to view.



- 6) The registered courses for the selected term will be below. Moving down each course column you will find course details including begin and end dates, instructors, credit hour amounts, and time and location details.

Home Logged in as Ms Test A Student | [LOGOUT](#)

Student Records Student Billing Financial Aid Pay Enrollment Deposit Admissions Portal

## Semester Schedule

Term  
FA-20: Fall 2020 (08/24/2020) ▼

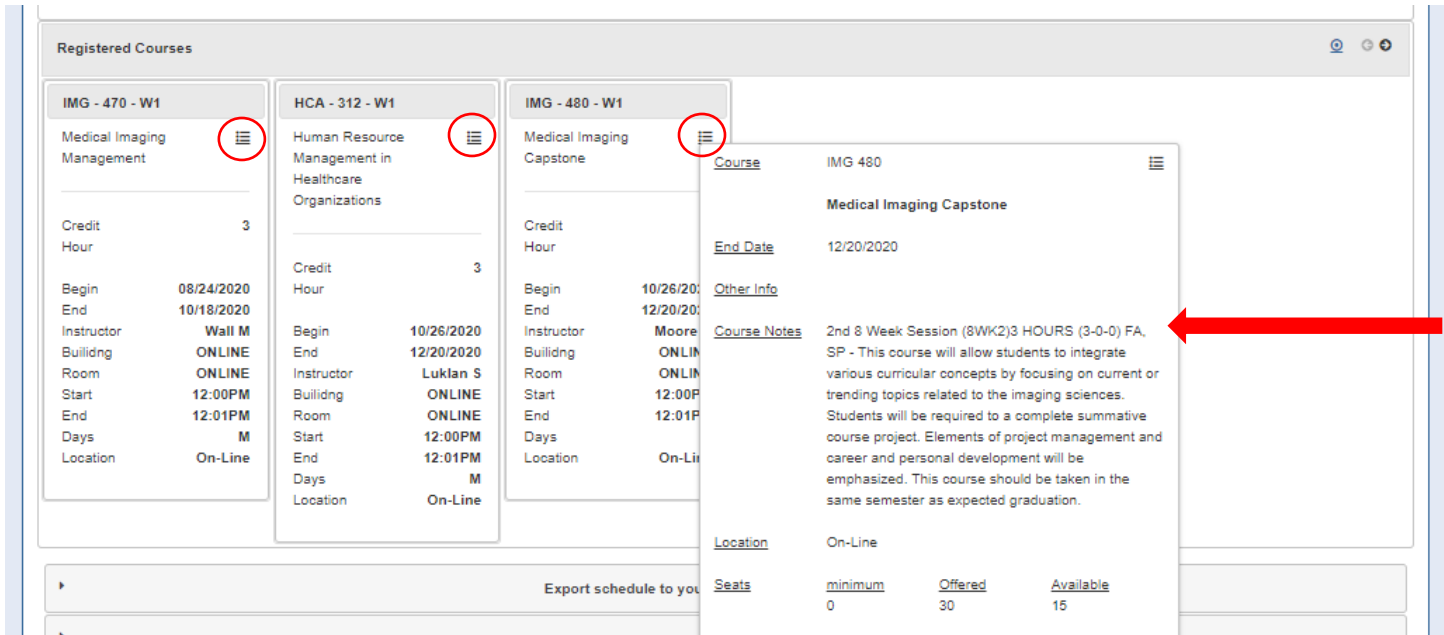
### Student Schedule - Fall 2020

Student, Ms Test A [Printable Version](#)

Registered Courses

| IMG - 470 - W1  | HCA - 312 - W1  | IMG - 480 - W1   |
|---|---|--|
| Medical Imaging Management  | Human Resource Management in Healthcare Organizations   | Medical Imaging Capstone   |
| Credit Hour 3   | Credit Hour 3   | Credit Hour 3  |
| Begin 08/24/2020<br>End 10/18/2020  | Begin 10/26/2020<br>End 12/20/2020  | Begin 10/26/2020<br>End 12/20/2020   |
| Instructor Wall M<br>Building ONLINE<br>Room ONLINE<br>Start 12:00PM<br>End 12:01PM<br>Days M<br>Location On-Line | Instructor Luklan S<br>Building ONLINE<br>Room ONLINE<br>Start 12:00PM<br>End 12:01PM<br>Days M | Instructor Moore Q<br>Building ONLINE<br>Room ONLINE<br>Start 12:00PM<br>End 12:01PM<br>Days M<br>Location On-Line |

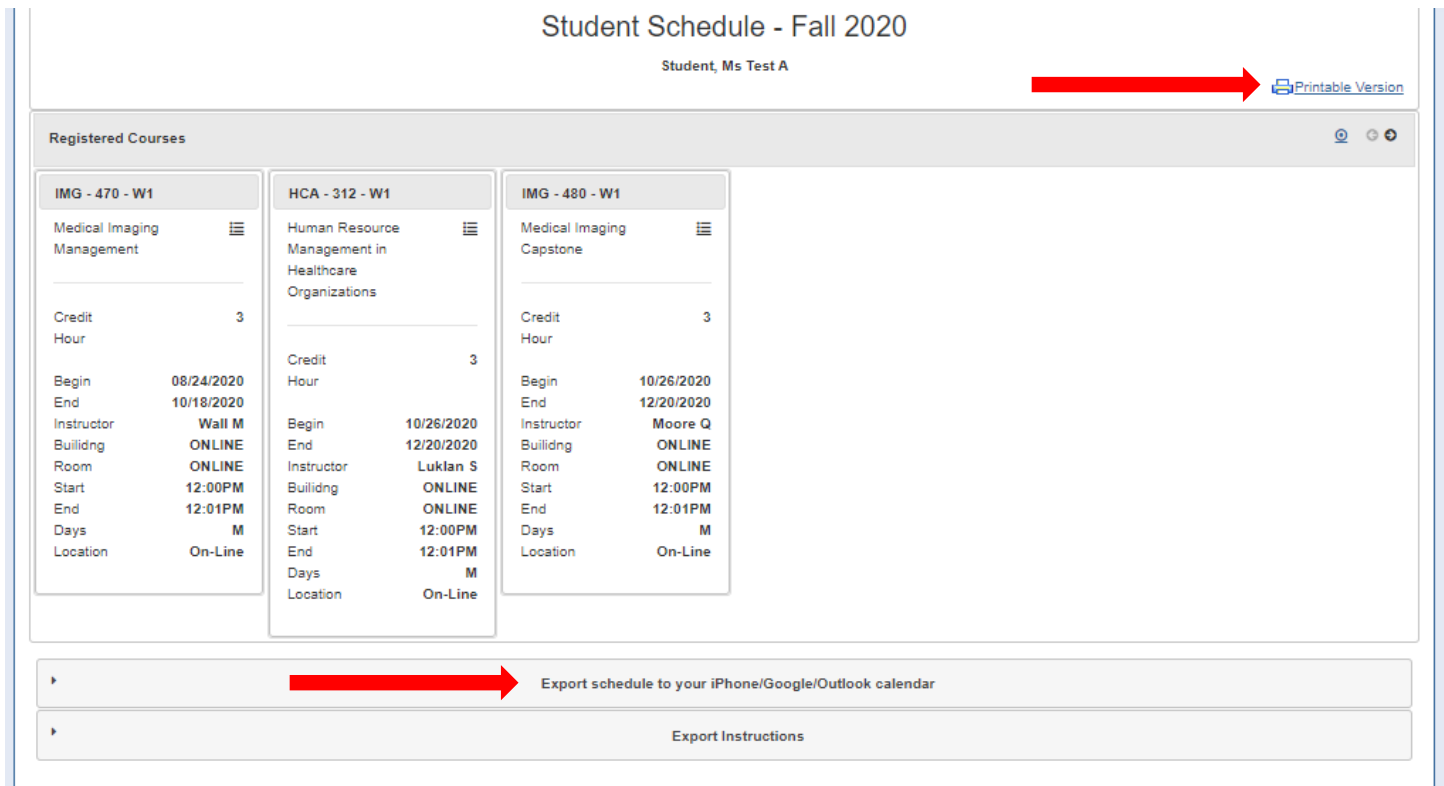
6) By selecting the detail button next to the course title, you can view course details such as a course description.



The screenshot shows a 'Registered Courses' window with three course cards: IMG-470-W1 (Medical Imaging Management), HCA-312-W1 (Human Resource Management in Healthcare Organizations), and IMG-480-W1 (Medical Imaging Capstone). Each card has a detail icon (three horizontal lines) circled in red. A modal window is open for IMG-480-W1, showing course details. A red arrow points to the 'Course Notes' section of the modal.

| Course                          | IMG 480   |
|---------------------------------|---|
| <b>Medical Imaging Capstone</b> |   |
| <b>End Date</b>                 | 12/20/2020  |
| <b>Other Info</b>               |   |
| <b>Course Notes</b>             | 2nd 8 Week Session (8WK2)3 HOURS (3-0-0) FA, SP - This course will allow students to integrate various curricular concepts by focusing on current or trending topics related to the imaging sciences. Students will be required to a complete summative course project. Elements of project management and career and personal development will be emphasized. This course should be taken in the same semester as expected graduation. |
| <b>Location</b>                 | On-Line   |
| <b>Seats</b>                    | <b>minimum</b> 0, <b>Offered</b> 30, <b>Available</b> 15  |

7) To print your schedule, select *Printable Version*. To export your schedule to your phone or outlook calendar select *Export Schedule*.



The screenshot shows the 'Student Schedule - Fall 2020' for 'Student, Ms Test A'. It features the same three course cards as the previous screenshot. A red arrow points to the 'Printable Version' link in the top right corner. Another red arrow points to the 'Export schedule to your iPhone/Google/Outlook calendar' button at the bottom of the course cards section.

For questions please contact the Office of Student Records by emailing [registrar@mercycollege.edu](mailto:registrar@mercycollege.edu).